

# AIB ALUMNI INSIGHTS REPORT

# 2017



AUSTRALIAN  
INSTITUTE  
of BUSINESS

the practical business school

---

## WELCOME TO THE 2017 AIB ALUMNI INSIGHTS REPORT

---

Thank you for taking part in the survey. After compiling the results of the 2017 Alumni Insights Survey, I cannot express how proud myself and the Australian Institute of Business (AIB) team are to see the outstanding achievements of our former students.

As an organisation that strives to provide people with greater access to education, our primary focus is on student success.

I am extremely happy to see that the results of this report are testimony to what we have set out to achieve from the beginning—“To deliver life changing experiences”.

It gives me great pleasure to present to you the findings from the 2017 AIB Alumni Insights Report.

*Professor Angèle Cavaye  
Academic Director  
Australian Institute of Business,*



# OVERVIEW

## DEMOGRAPHICS REPORTED

**56.7%**  
of respondents graduated in 2016.

**45**  
is the average age of respondents.

**90.1%**  
of respondents from urban areas  
**9.9%**  
rural areas.

## INDUSTRIES AND FUNCTIONS

**22.4%**  
of respondents have changed industry since starting their MBA.

**40.1%**  
of respondents have changed job function since starting their MBA.

**10.4%**  
reported working in banking and finance.

## WORK EXPERIENCE

**19.6%**  
reported working at a Fortune 500 or ASX 200 company.


**90%**  
have 10+ years' work experience.

**83.3%**  
of the respondents are Managers with  
**5%**  
in the C-Suite.

## OPINION OF AIB

**84.9%**  
of respondents would choose to study at AIB again.

**81.1%**  
of respondents agree that the AIB MBA has enabled them to realise their goals.



## ANNUAL EARNINGS REPORTED

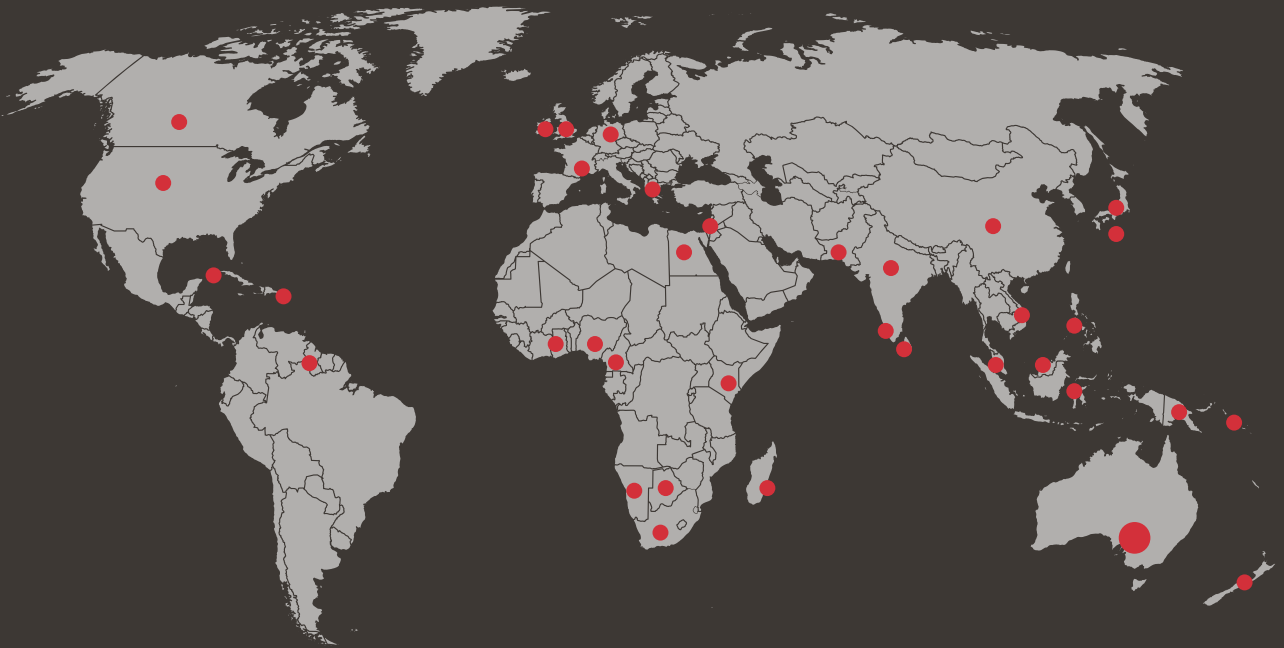
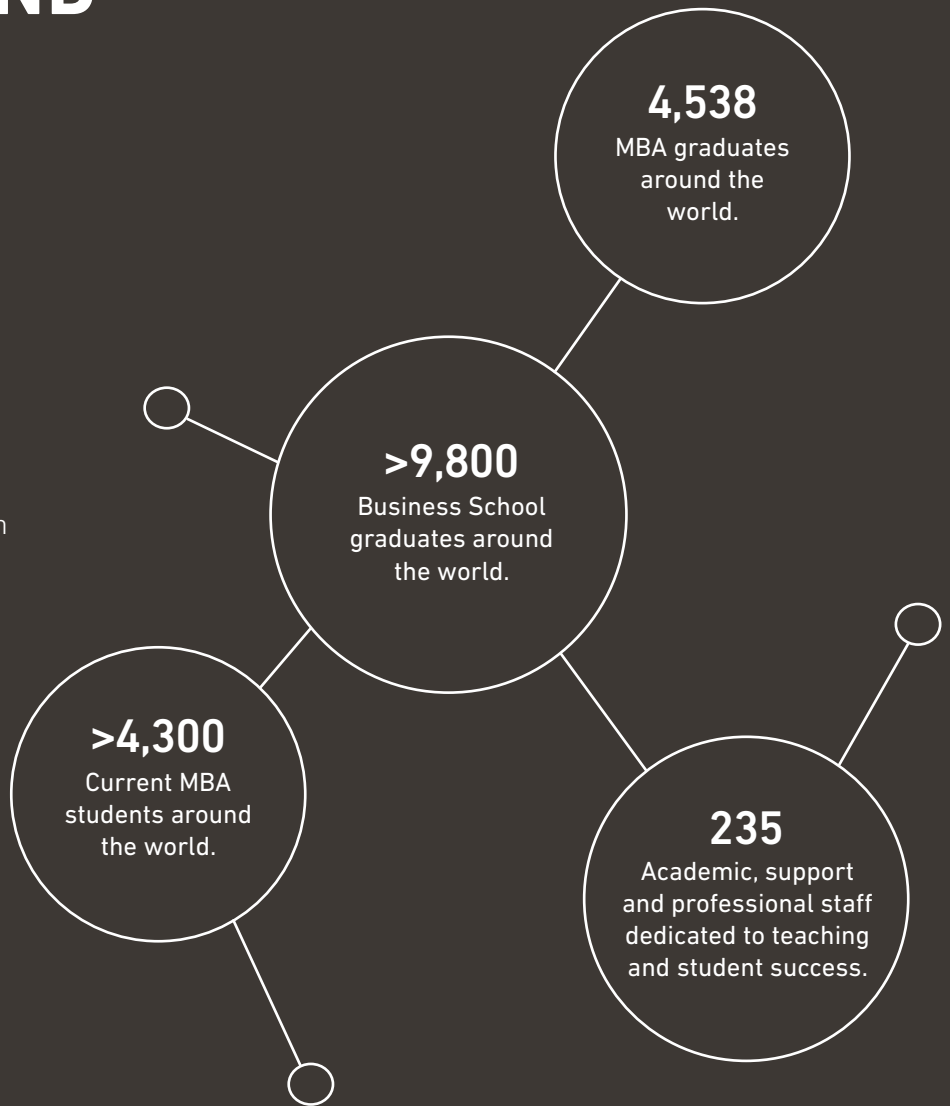
**\$137K**  
is the average annual earning reported (in pre-tax annual income in AUD).



# BACKGROUND

## AIB'S GLOBAL COMMUNITY

The Australian Institute of Business (AIB) is a truly global community with over 16,000 students, alumni, academics and industry experts from over 90 countries.



---

## SURVEY METHODOLOGY

The 2017 Alumni Insights Survey was sent out on 14 March 2017 to 1,600 Australian domestic MBA Alumni who graduated between 2010 and 2017.

Respondents were asked to answer 39 questions about their careers, professional experiences and demographics. We received a total of 503 responses by the close of survey on 21 March, 2017.

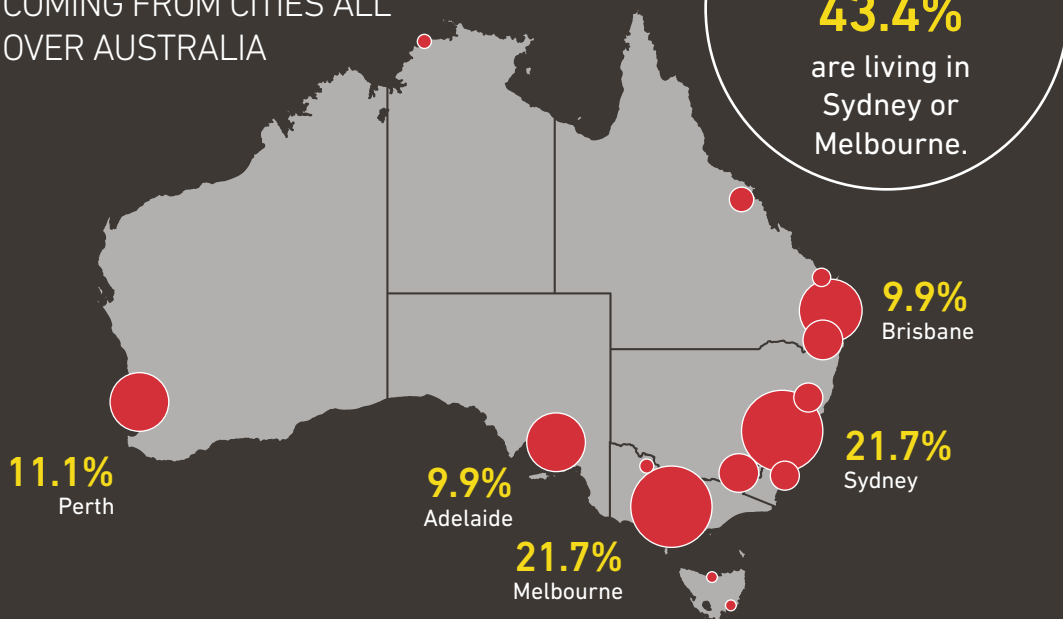
This survey sample represents over 26% of our total Australian domestic alumni population.

---



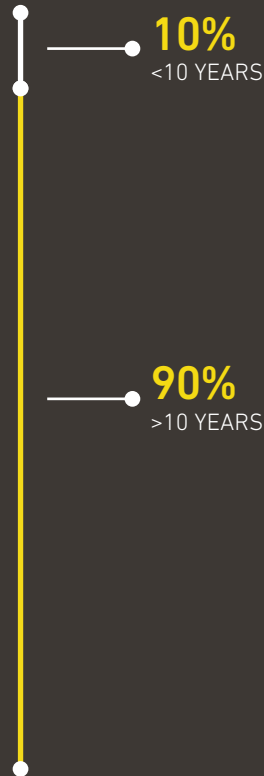
# OUR RESPONDENTS

OUR COMMUNITY IS DIVERSE, WITH OUR SURVEY RESPONDENTS COMING FROM CITIES ALL OVER AUSTRALIA

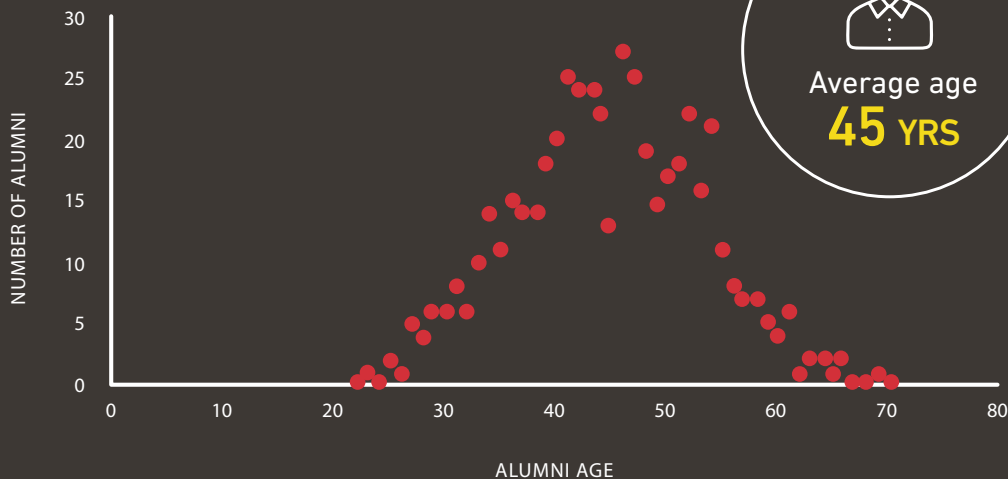


**43.4%**  
are living in Sydney or Melbourne.

OUR ALUMNI TYPICALLY HAVE MORE THAN 10 YEARS OF WORK EXPERIENCE



RESPONDENTS VARIED IN AGE FROM 23 TO 71

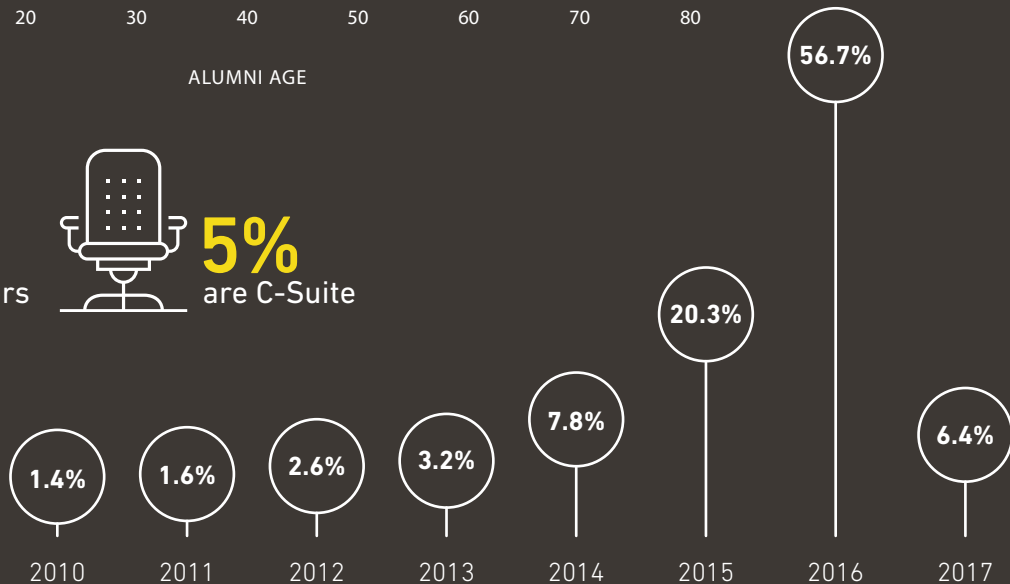


Average age **45 YRS**

More than **80%** are managers

**5%** are C-Suite

RESPONDENTS GRADUATED FROM AIB BETWEEN 2010 AND 2017



# THE IMPACT OF THE AIB MBA



**85%**  
of respondents  
would choose  
to study at AIB  
again.



**81%**  
agree that the AIB  
MBA has enabled  
them to realise  
their goals.

WHEN ALUMNI WERE  
ASKED ABOUT THE  
PROFESSIONAL  
BENEFITS THEY GAINED  
FROM STUDYING THEIR  
AIB MBA, THEY HAD A  
LOT TO SAY...

**75.1%**

Enhanced professional  
development

**67.3%**

Strategy development  
skills

**64.7%**

Increased self-  
confidence

**60.2%**

Research and  
analytical skills

**52.6%**

Practical workplace  
knowledge



**34%**

of 2016 and 2017  
alumni have been  
promoted within 12  
months of graduation.

# ALUMNI CAREER STATISTICS



**90%**  
Full Time

**4.4%**  
Between Roles

**4.0%**  
Part Time

**1.6%**  
Other



**36.1%**  
Senior Manager

**24.6%**  
Manager

**11.6%**  
Entrepreneur

**11%**  
Individual contributor

**6%**  
Team Leader

**5.4%**  
Other

**5.1%**  
C-Suite

**0.2%**  
Retired

**22.9%**

of alumni own their own business



## WHERE AIB ALUMNI WORK

**20%** of AIB Alumni reported working in **Fortune 500** or **ASX 200** companies including:

National Australia Bank Limited | Woolworths Limited | Suncorp Group Limited | RIO Tinto Limited | Bank of Queensland Limited  
 Bega Cheese Limited | The A2 Milk Company Limited NZ | Cimic Group Limited | Origin Energy Limited | Navitas Limited  
 Australian Agricultural Company Limited | Cleanaway Waste Management Limited | Premier Investments Limited  
 Mcmillan Shakespeare Limited | Adelaide Brighton Limited | Downer Edi Limited | Fletcher Building Limited NZX  
 Harvey Norman Holdings Limited | SOUTH32 Limited | Aurizon Holdings Limited  
 Sonic Healthcare Limited | Bendigo And Adelaide Bank Limited

## QANTAS AIRWAYS LIMITED

## COMMONWEALTH BANK OF AUSTRALIA

### BHP BILLITON LIMITED

### INSURANCE AUSTRALIA GROUP LIMITED

METCASH LIMITED

TELSTRA CORPORATION LIMITED

WESTPAC BANKING CORPORATION

TATTS GROUP LIMITED

MACQUARIE GROUP LIMITED

ANZ BANKING GROUP LIMITED


AMP LIMITED



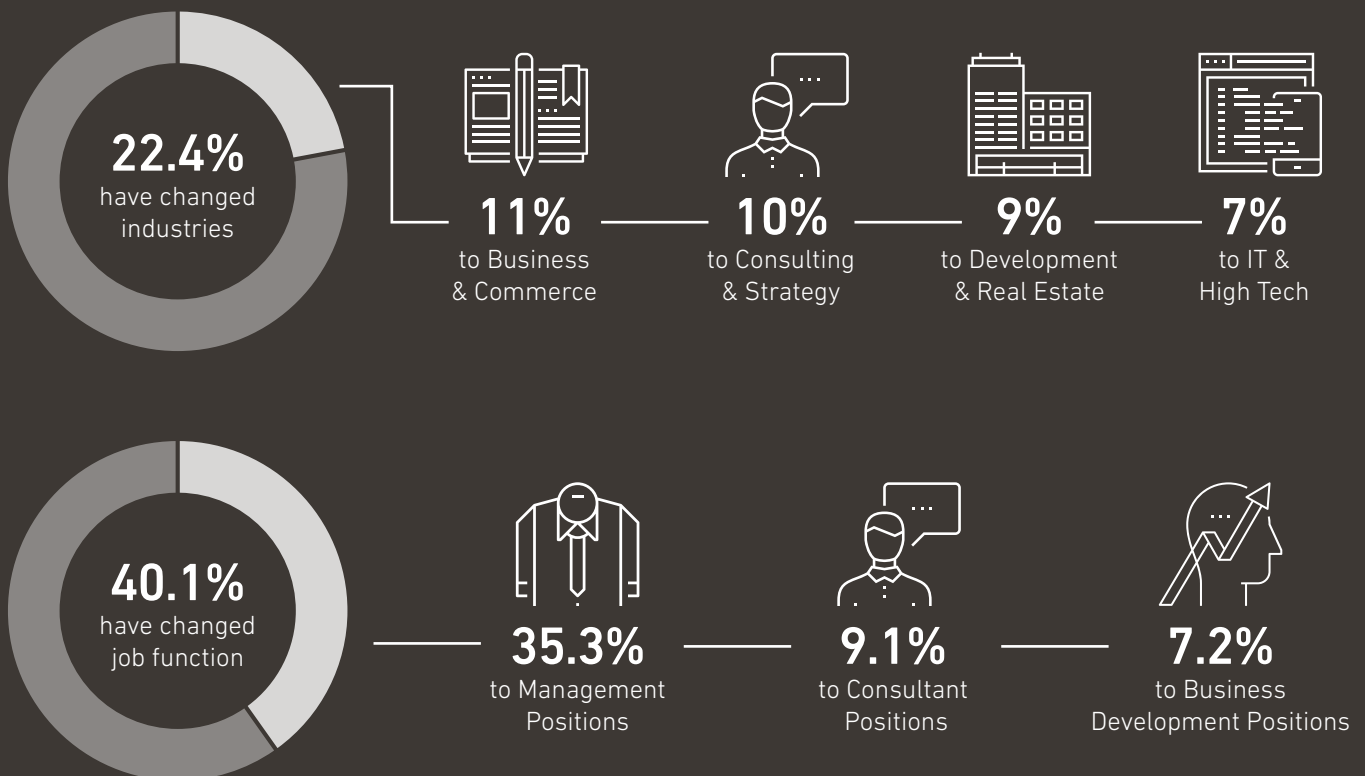


# ALUMNI CAREER STATISTICS

## AIB ALUMNI EMPLOYMENT ACROSS INDUSTRIES

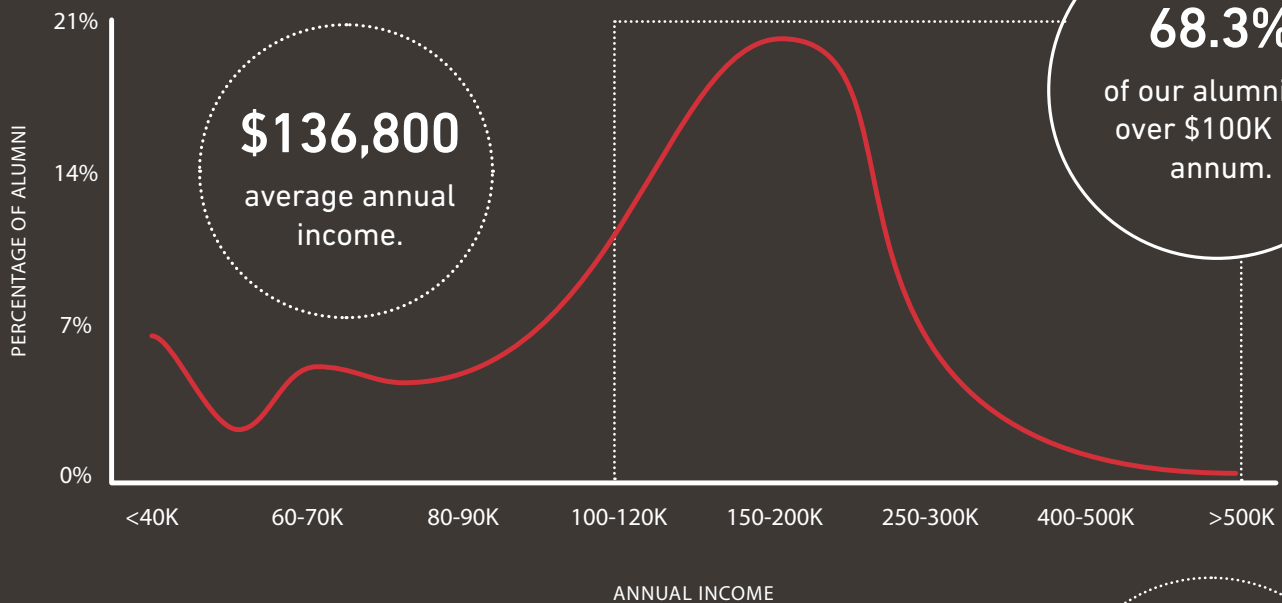


## INDUSTRY & FUNCTION CHANGES SINCE STARTING THE AIB MBA



# A FAST RETURN ON INVESTMENT

## AVERAGE PRE-TAX ANNUAL INCOME

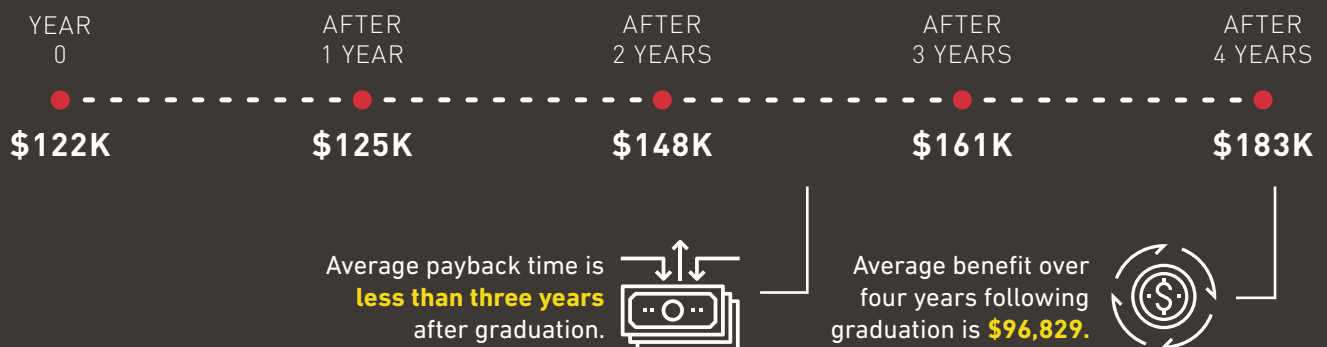


**1 IN 4**  
MBA graduates received an annual increase while studying their MBA.

**47%**  
received a pre-tax annual income increase within 12 months of graduation.

Average annual income growth is **11% pa** after graduation.

## AVERAGE PRE-TAX ANNUAL INCOME AFTER GRADUATION



Notes: Average pre-tax annual income after graduation was calculated using four separate graduate years (Yr 1 relates to 2016 graduates, Yr 2 relates to 2015 graduates, Yr 3 relates to 2014 graduates, Yr 4 relates to 2013 graduates). Payback time and average benefit over four years were calculated using pre-tax annual income stats less ABS YOY average earnings change between 2013-2016.





AUSTRALIAN  
INSTITUTE  
*of* BUSINESS

the practical business school

**Australian Institute of Business**



+61 8 8212 8111



+61 8 8212 0032



courseadvisor@aib.edu.au



www.aib.edu.au

All information contained in this publication is self-reported by the alumni and is for general information only. The Australian Institute of Business makes no representation about the content, suitability, accuracy or completeness of this information for any purpose whatsoever. It is provided "as is" without any express or implied warranty or guarantee whatsoever. Information and data reported in this report was self-reported by alumni between 14-21 March 2017.